


# DATA SHEET SWISSCAVE WL355DF

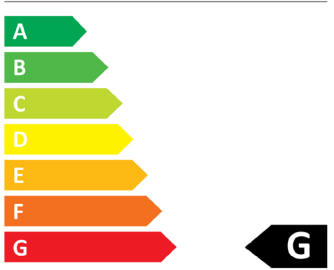
## Technical Data

Exterior		Performance data	
Casing	Black coated steel	Humidity	Recommendation 50-70%
Door glazing	Fully glazed UV-resistant, gas-filled, with low energy panes equipped glass door (3-layer glazing)	Actively managed humidity (adjustment range 60-80%)	
Door frame	Filigree edging made of black anodised, brushed aluminium	Climate classification	SN-T
Door handle	Anodised, brushed aluminium (optionally available)	Volume	261 l
Door lock	Yes	Noise level	39 dB(A) <b>sound-absorbing recommendation</b>
Door hinge	Right	Temperature range lower zone	5 °C - 16 °C
Door hinge convertible as option (right to left)	Yes	Temperature range upper zone	9 °C - 20 °C
Product dimensions without door handle (H/W/D)	1270 x 595 x 725 mm	Temperature delta between zones	2 °C - 2 °C
Packaging dimensions (H/W/D)	1420 x 645 x 777 mm	<b>General Information</b>	
<b>Interior</b>		Cooler shape	Free-standing or embeddable with shadow gap
Temperature zones	2	Maintenance contract (warranty extension)	<b>Recommended</b>
Lighting	Blue ceiling lighting	Transport weight	78 kg
Lighting on/off switch	Yes	Net weight	73 kg
Number of shelves total	4	Power consumption per day	0,438 kWh (ca.)
Shelf material	Beech wood	Voltage	240 V / 50 Hz
Telescopic shelves on extendable steel ball bearings	Full extension shelves (80%)	Cable length	2 m
Inside casing	Black PUR		
<b>Scope of functions</b>			
Optimal usage	Tempering and storing		
User interface	2 digital displays (set and actual temp.)		
Active carbon filters (ensuring optimal air quality)	Yes		
Compressor	Embraco Fullmotion (speed-controlled)		
Coolant	R600a (environment friendly)		
Vibrationfree implementation	Yes		
Cooling system	Combined fan and convection cooling		
Temperatur Memory Function (Power failure)	Yes		
Condensation water container	Yes		
Heating	Powerful winter heating function (*In heating mode, temperature and humidity values may vary from the set value)		
Acoustic temperature alarm	Yes		
Acoustic door alarm	Yes		
Feet adjustable to compensate uneven floors	Yes		

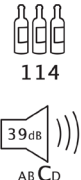




SWISSCAVE WL355DF



**160 kWh/annum**



114  
39dB  
ABCD

2019/2018